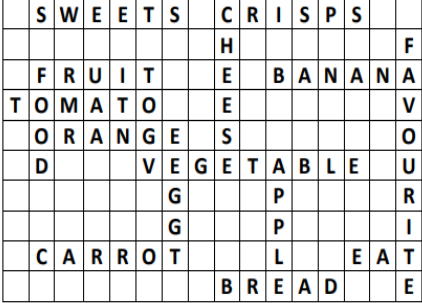

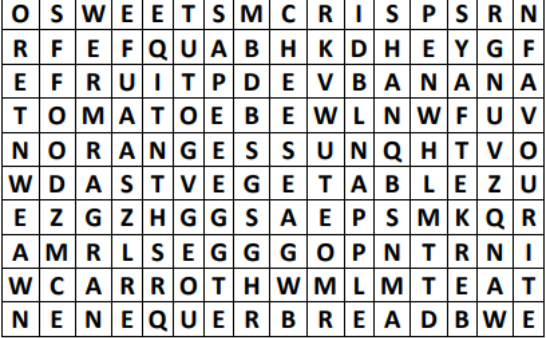


How to create a word search for your class

Steps																							
1. Take the class vocabulary list of the unit you are working on (at the back of your Young World Activity Book)																							
2. Carefully copy as many words as you can (at least 10) from that vocabulary list into the empty grid: <ul style="list-style-type: none"> - use a <u>pencil</u> - write only in CAPITAL LETTERS - write horizontally from left to right → - write vertically from top to bottom ↓ The words can touch each other and even cross over, for example, like the words 'vegetable' and 'cheese' cross over in the example to the right".																							
3. Ask your teacher to look at your grid and if necessary to point out any mistakes to you. Correct the mistakes.																							
4. When everything is correct, ask your teacher to copy this grid <u>once</u> for you.																							
5. On the separate solution sheet, write all your words into the two columns: <ul style="list-style-type: none"> - Horizontal words → - Vertical words ↓ Again, copy the words carefully.	<p>Example</p> <p>Your solution to correct the work of your classmates</p> <table border="1" data-bbox="959 1088 1350 1267"> <thead> <tr> <th>Horizontal words →</th> <th>Vertical words ↓</th> </tr> </thead> <tbody> <tr><td>sweets</td><td>food</td></tr> <tr><td>crisps</td><td>egg</td></tr> <tr><td>fruit</td><td>cheese</td></tr> <tr><td>banana</td><td>apple</td></tr> <tr><td>tomato</td><td>favourite</td></tr> <tr><td>orange</td><td></td></tr> <tr><td>vegetable</td><td></td></tr> <tr><td>carrot</td><td></td></tr> <tr><td>eat</td><td></td></tr> <tr><td>bread</td><td></td></tr> </tbody> </table>	Horizontal words →	Vertical words ↓	sweets	food	crisps	egg	fruit	cheese	banana	apple	tomato	favourite	orange		vegetable		carrot		eat		bread	
Horizontal words →	Vertical words ↓																						
sweets	food																						
crisps	egg																						
fruit	cheese																						
banana	apple																						
tomato	favourite																						
orange																							
vegetable																							
carrot																							
eat																							
bread																							
6. Only now fill in all the empty fields with capital letters.																							
7. Give your completed grid to your teacher and ask him/her to copy it and hand it out to your classmates.																							
8. Collect the work of your classmates and correct it. Check their spelling carefully																							

To make your word search harder, you can also write words from right to left, from bottom to the top or diagonally in all possible directions.