















Booklet for fluent and native speakers
for the original edition of Young World 3 (2007)
created by Ladina Theiler and Tanja Zberg, former students at PH Zug

This English booklet belongs to



Class: _____

| Symbol | Explanation |
|---|---------------------------------|
|  | Listening |
|  | Speaking |
|  | Reading |
|  | Writing |
|  | Vocabulary |
|  | Grammar |
|  | Use a pen or pencil |
|  | Use scissors |
|  | Use glue |
|  | Open your Pupil's Book at page |
|  | Open your Activity Book at page |
|  | Use the Audio CD |
|  | Use a computer |
|  | Use a dictionary |

Materials:



pp. 23

CD 1,


Tracks

13/14

Skills:



1. An emergency call

- ☐ Open your Pupil's Book at pages 22-23.
- ☐ Read the text while you are listening to it (CD 1 tracks 13 & 14)
- ☐ Read the text out loud and practise it.
- ☐ Record your speaking. Either use a mobile phone to record yourself or a computer: 
- ☐ Listen to the CD again and then to your own recording.
- ☐ Correct your mistakes, record it again and give it to your teacher.

Materials:



Skills:



2. Emergency numbers around the world

Work on a computer and find the emergency numbers for some other countries. Write them down. First have a look at the example below.

| Country | Emergency number |
|-------------|------------------|
| Switzerland | 144 |
| | |
| | |
| | |
| | |
| | |
| | |
| | |
| | |

Materials:    pp. 25

Skills:  

3. Rules for your classroom

- ☐ Open your Pupil's Book at page 25.
- ☐ Think of seven rules for your classroom.
- ☐ Build the sentences with "Don't..."
- ☐ Write down your seven rules either below or on a poster.
- ☐ Use a dictionary to check the spelling.
- ☐ If you can, present your poster to your classmates.

Your own rules:

[illegible]

Materials:    pp. 27 Skills:  

4. Happy Families

Create four cards for a game of Happy Families about animals. Have a look at your Pupil's Book on page 27 to see an example.

- ☐ Open your Pupil's Book at page 27.
- ☐ Choose four animals.
- ☐ Find the following information about your four animals on the internet: average weight, average size, maximum age, maximum speed. You can for example look at <https://kids.kiddle.co/>
- ☐ Create your four cards about your animals.

Information about your four animals:

Animal 1:

average weight :

average size:

maximum age:

maximum speed:

picture:

Animal 2:

average weight :

average size:

maximum age:

maximum speed:

picture:

Animal 3:

average weight :

average size:

maximum age:

maximum speed:

picture:

Animal 4:

average weight :

average size:

maximum age:

maximum speed:

picture:

- ☐ Stick the four cards which you have created onto this page.

List of illustrations

Cover page:

<https://pixabay.com/de/photos/kermit-erste-hilfe-verletzt-verband-1766149/>