















Booklet for fluent and native speakers
for the original edition of Young World 3 (2007)
created by Ladina Theiler and Tanja Zberg, former students at PH Zug

This English booklet belongs to



Class: _____

Symbol	Explanation
	Listening
	Speaking
	Reading
	Writing
	Vocabulary
	Grammar
	Use a pen or pencil
	Use scissors
	Use glue
	Open your Pupil's Book at page
	Open your Activity Book at page
	Use the Audio CD
	Use a computer
	Use a dictionary

Materials:



p. 30 - 31

Skills:

**1. Animal facts**

Read the texts on p. 30- 31 in the pupil's book.

Answer the questions below and write full sentences.

1. Why do storks fly south?

2. What is something we still do not know about storks?

3. Describe how pigs greet each other.

4. Explain two special calls chickens use to communicate.

5. How can ants breathe?

6. Write down two things you have learned about cows.

7. Describe three different ways fish can give their bodies a break.

8. What can fish do when they open their mouths?

Materials:



p. 30 – 31

Skills:



2. An animal of your choice

- Choose an animal which you are interested in and stick a picture of it at the bottom of this page.
- Find out what you think is important about this animal, for example on www.kiddle.co. Do not copy whole sentences.
- Make a mind map with 4 subtopics, for example their different body parts, their senses, their habitat (= where they live), what they eat, etc.
- Write at least 4 sentences for each subtopic.

Write your own text about this animal in the style of the texts on p. 30 – 31 in your pupil's book. First make a draft, then show it to the teacher and then write down the final version of your text. Use a dictionary to check your spelling.

- Read your text aloud to your classmates, but without mentioning the name of your animal, and have them guess which animal it is. It's a good idea to practice this beforehand.

Your mind map:

Your draft:

[illegible]

Your final text:

[illegible]

Materials:



Skills:

**3. Interview with a person who has a pet**

- First find a person you can interview.
- Write down the questions you would like to ask.
- Carry out the interview and take notes of their answers on a different piece of paper.
- Write out the answers in full sentences below.

Questions:

1. _____

2. _____

3. _____

4. _____

5. _____

6. _____

Answers:

1. _____

2. _____

3.

4.

5.

6.

List of illustrations

Cover page:

<https://pxhere.com/de/photo/497127>