

Booklet for fluent and native speakers















For the original edition of Young World 3 (2007)

Created by Ladina Theiler and Tanja Zberg, former students at PH Zug

This English booklet belongs to



Class: _____

Symbol	Explanation
	Listening
	Speaking
	Reading
	Writing
	Vocabulary
	Grammar
	Use a pen or pencil
	Use scissors
	Use glue
	Open your Pupil's Book at page
	Open your Activity Book at page
	Use the Audio CD
	Use a computer/mobile phone
	Use a dictionary

Materials:



p. 46

Skills:

**1. Stories in music**

- Read the text about Andreas Vollenweider in your Pupil's Book on page 46 and answer the questions below.
- Check the answers with your teacher.

1. Who is Andreas Vollenweider?

2. Describe the difference between his electric and his classical harp.

3. How does Andreas Vollenweider tell stories?

4. What does he say about silence?

5. Why does Andreas Vollenweider talk about a rainbow?

Materials:



Skills:

**2. Guessing game**

- Think of 2 musical instruments.
- Describe each of them in about 4 sentences, without naming them. You can use the language support below.
- Check your spelling on <https://www.reverso.net/spell-checker/english-spelling-grammar/>
- Then give your descriptions to another person to see if they can guess which instruments you were describing.

These phrases may help you:

The instrument is made of... (metal, wood, plastic...)

The sound of the instrument is... (loud, quiet, high, deep, soothing...)

Wind instrument or plucking instrument or percussion instrument

Is the instrument heavy? Light? Big? Small?

How do you hold/play the instrument? Standing? Sitting? On your shoulders?

Instrument 1 is

Instrument 2 is

Materials:



p. 52

Skills:

**3. Music for Heroes**

- Read the text on page 52 in your Pupil's Book.
 - Explain the words below in your own words to someone who doesn't understand the words.
- ! You are not allowed to use the given word in your explanation.
For example, you cannot say ~~"A cook is a person who cooks meals."~~

a castle:

a knight:

a cook:

to set the table:

to frighten someone:

a hero:

Materials:



p. 52

Skills:

**4. Reading “Music for Heroes”**

- Open the Pupil’s Book on page 52.
- Practise reading the story.
- Record your reading and listen to it again.
- Correct your reading mistakes.
- Read the text to someone.

Dear _____,

Best wishes,

List of illustrations

<https://pixabay.com/de/illustrations/hintergrund-musik-klavier-platine-313583/>