

Booklet for fluent and native speakers















For the original edition of Young World 2 (2006)

Created by Sabrina De Col and Rebecca Eigensatz, students at PH Zug

This English booklet belongs to



Class: _____

Symbol	Explanation
	Listening
	Speaking
	Reading
	Writing
	Vocabulary
	Grammar
	Use a pen or pencil
	Use scissors
	Use glue
	Open your Pupil's Book at page
	Open your Activity Book at page
	Use the Audio CD
	Use a computer/mobile phone
	Use a dictionary

Materials:



p. 34-35

Skills:

**1. My Riddle**

- Look at the picture on p. 34-35 in your Pupil's Book and think of a riddle you can ask the class. The solution should be a means of transport which is shown on those two pages.
- You can either describe it (*e.g. The vehicle has wheels and your belongings can be stored in the back. The only thing is, you and your belongings are not really protected. What vehicle is it?*)
- or you can pretend you are travelling on it and describe what you can see or what it is like to travel on it (*e.g. I have my own seat and sometimes people sit next to me. When I look out of the window, I see mostly the colour blue. The people and buildings outside look like ants and you can barely see them. What vehicle is it?*)

Materials:



p. 36, CD2 Track 42

Skills:

**2. Make a Story**

- Listen to the story on page 36 in your Pupil's Book.
- Match the pictures.
- Choose one card in each row and combine them to make a new story.
- Write at least 5 sentences for each story.
- In the end, you should have 4 short stories.

Story 1:

Story 2:

Story 3:

Story 4:

Materials:



p. 42

Skills:



3. School Outing

- Your class wants to go on a school outing. Think of a day trip.
 - Where are you going to go?
 - How are you going to get there?
 - Which mode of transport are you going to use to travel to this place?
 - What are you going to do there?
 - And how are you going to get back?
- Write a short text below about what the day will be like and use the words from Unit 5.
- Present your idea of a school outing to your classmates.
- Before you start, read and answer the questions on page 42 in your Activity Book.

[illegible]

Materials:



p. 37

Skills:

**4. Bicycle, Bicycle!**

- Read the text on page 37 in your Pupil's Book.
- Draw your own imaginary bicycle of the future, with special gadgets, too, and label all the parts of your bicycle.
- Use different colours for the drawing.

My bicycle:

Materials:




Skills:


**5. Make a Balloon**

- Below you can see pictures of how to fold a hot-air balloon.
- Try to follow the pictures and make one.
- After that, write short instructions for each picture so that someone else could build a hot-air balloon based on your instructions. If possible, ask someone to try it out.

1



2



3



4



5



6



7



8



9



10



11



Materials:



p. 39

Skills:



6. A Chant

- Read the chant/rhyme on page 39 in your Pupil's Book.
- Create your own chant/rhyme with at least 3 different ways to travel around without using a car.
- When you have finished, record it and play it to the class or present it to your class orally.

Materials:



p. 40-41

Skills:



7. Strange trips

- Read about the strange trips on pages 40-41 in your Pupil's Book.
- Create your own strange fantasy journey.
- You can choose how to document it (e.g. record it, write it down, perform it as a sketch/puppet show – filmed or presented live, etc.).

List of illustrations

Cover page

<https://pixabay.com/de/photos/gepäck-reisen-sonnenlicht-urlaub-1149289/>

Page 9 – 11

<http://janebastelt.blogspot.com/2016/07/3d-heissluftballon-zum-aufhängen.html>