















Booklet for fluent and native speakers
for the new edition of Young World 1 (2018)
created by Andrea Keusch and Jana Missfelder, students at PH Zug

This English booklet belongs to



Class: _____

Symbol	Explanation
	Listening
	Speaking
	Reading
	Writing
	Vocabulary
	Grammar
	Use a pen or pencil
	Use scissors
	Use glue
	Open your Pupil's Book at page
	Open your Activity Book at page
	Use the Audio CD
	Use a computer
	Use a dictionary

Materials:



pp. 14-15

Skills:

**1. Your dream grocery store**

Describe what your dream grocery store would look like and draw a picture of it. Present your grocery store afterwards to your classmates.

In my grocery story, there is / there are / you can buy

- ☐ Describe what you can buy in your grocery store.
- ☐ Describe the appearance of the room or the outside of the store.
- ☐ Describe any special work there is to do for the vendors.
- ☐ Be creative!

My Dream Grocery Store

Materials:      pp. 18-19 Skills: 

2. “School outing” game

Play the “School outing” game on pages 18-19.

- ☐ Put your counters at the start. Take turns rolling the dice and moving your counters forward.
- ☐ Whenever you land on a blue square, the player on your right takes a food card from the bottom of the pile in a way that you can't see it and describes this food to you. You have to guess what it is and write it down correctly on a piece of paper.
- ☐ The player who described the word to you corrects your answer with the back of the card.
- ☐ If your word and the spelling are correct, you are allowed to stay on the blue square. If not, you need to go back to your last square.
- ☐ Follow the instructions on the green, orange and red squares.
- ☐ The first person to get to the finishing line wins.

**3. “Food-ABC”**

Write down one food for every letter. You can use a dictionary if you can't find a food for each letter.

a	n
b	o
c	p
d	q
e	r
f	s
g	t
h	u
i	v
j	w
k	x
l	y
m	z

Materials:



Tracks 42-44

Skills:

**4. Do you know the answer?**

Listen to the conversations and answer the questions below.

Track 42

1. Who is speaking?

2. What is the customer buying?

Track 43

3. What are they buying that Tim likes?

4. Who are they buying the food for?

Track 44

5. How many tomatoes and packets of cornflakes is the boy buying?

6. What else is he buying?

Materials:



Skills:

**5. Your favourite meal**

Write a shopping list for your favourite meal. You can use a computer to find an English recipe.

My favourite meal:

Shopping list:

- ☐ _____
- ☐ _____
- ☐ _____
- ☐ _____
- ☐ _____
- ☐ _____
- ☐ _____
- ☐ _____
- ☐ _____
- ☐ _____

List of illustrations

Cover page:

<https://pixabay.com/de/photos/apfel-herbst-blatt-stillleben-1776744/>

Page 5 «Icon-Cards»:

<https://pixabay.com/de/photos/karteikarten-karten-papier-1591812/>