


Booklet for fluent and native speakers















for the new edition of Young World 1 (2018)

Created by Elina Magaldi and Natalie Keist, students at PH Zug

This English booklet belongs to



Class: _____

Symbol	Explanation
	Listening
	Speaking
	Reading
	Writing
	Vocabulary
	Grammar
	Use a pen or pencil
	Use scissors
	Use glue
	Open your Pupil's Book at page
	Open your Activity Book at page
	Use the Audio CD
	Use a computer
	Use a dictionary

Materials:



Skills:

**1. Clothing list**

- ☐ Below you have six different categories of clothing.
- ☐ Write down at least two clothing items or more in each category.
- ☐ Make sure that in the end you have 20 clothing items on your list.
- ☐ Use a dictionary to check your spelling.

Upper body:

Lower Body:

Footwear:

Outdoor clothing:

Accessories:

Sportswear:

Materials:



Skills:



1. Clothing dictionary

- ☐ Look at the picture dictionary on this page.
- ☐ Choose four clothing items you didn't know and write it below next to your drawing of that clothing.



1 jumper/pullover

2 hood

3 hoody

4 bikini

5 hat

6 shoe

7 dress

8 coat

9 collar

10 T-shirt

11 sneakers

12 cardigan

13 jeans

14 raincoat/mac

15 wellingtons/rubber

16 boot

17 high heels

18 tie

19 sweatshirt


20 sari


21 poncho


22 anorak/parka


23 vest

24 mittens









Materials:



Skills:

**2. Clothing riddles**

- ☐ Create three riddles about clothes of your choice and write them down below.
- ☐ Use a dictionary to check the spelling if needed.
- ☐ Draw the clothing item you wrote about in the box.
- ☐ Present them to the class afterwards.

For example:

I am not alone. I come in a pair. Often, I am just one colour, sometimes more. One is for the left side, the other for the right.

**Your riddles:**

Materials: Stories Young World 1 (2018, p. 12) Skills:



3. "Who is best?"

- ☐ Open the stories booklet from Young World 1 on page 12.
- ☐ Read the story "who is best?" and answer the questions below.
- ☐ Let the teacher correct your answers.

Answer the following questions:

1. Which shoes are talking?

2. Describe all the shoes.

3. What is happening to them?

4. Would you also give your shoes to a second-hand shop?

5. Describe YOUR favourite shoes.

Materials:



Skills:

**4. Seasons interview**

- ☐ Interview someone about his/her favourite season.
- ☐ Write down questions you would like to ask.
- ☐ Interview the person and write down his/her answers.
- ☐ In the end write a summary of his/her answers.

For example:

- Why do you like this season the most?
- What do you like to do most at this time?

Your own questions:

Q: What is your favourite season?

A: _____

Q: _____

A: _____

Q: _____

A: _____

Q: _____

A: _____

Summary:

Materials:



Skills:



5. Poetry through the seasons

- ☐ Write a poem about your favourite season.
- ☐ Choose your favourite season and then look at the example poem below.
- ☐ The aim is to write an eleven-word poem which you can see in the example poem.
- ☐ Brainstorm some key words and ideas on a separate piece of paper about your favourite season (why is it your favourite season?, what can you do then?, etc.).
- ☐ Practise writing your poem below and if you need more space get some extra paper.
- ☐ Ask the teacher to correct your final draft.
- ☐ Write your final poem neatly on the lines below.

Example poem:

1 word	Summer
2 words	time out
3 words	hot and sunny
4 words	refreshing swim after breakfast
1 word	relax

Your practice drafts:

Your final draft:

My poem:

Materials:



Skills:

**7. Poster about a natural phenomenon**

- ☐ Make a poster about a natural phenomenon.
- ☐ Get an A3-Poster from your teacher and pick a natural phenomenon (i.e. rainbow, snow, Northern Lights, eruption of a volcano, oceanic plankton, etc.).
- ☐ The following information should be on your poster:
 - Name of your natural phenomenon
 - How does your natural phenomenon work?
 - What does your natural phenomenon look like? (use pictures)
 - During which season and where (in which countries) does your natural phenomenon mostly occur?
 - Which weather conditions does your natural phenomenon need?
- ☐ Use the website www.kiddle.co and books from the library for your research and make notes.
- ☐ Create a plan on another sheet of paper and have your teacher correct it.
- ☐ Be creative with your poster. You can draw or use pictures to decorate. Don't forget that less is more. 😊

List of illustrations

<https://pixabay.com/de/photos/peru-säugetier-anden-lama-höhe-143872/>

<https://pixabay.com/de/vectors/bluse-kleidung-bunte-zeichnung-1297721/>

<https://pixabay.com/de/vectors/pumps-hochhackigen-schuh-154636/>

<https://pixabay.com/de/vectors/kappe-tuch-kleidung-bildung-hut-1300471/>

<https://pixabay.com/de/vectors/kleidung-schlauch-hosen-1294974/>

<https://pixabay.com/de/illustrations/krawatte-stripe-gestreifte-krawatte-1150989/>

<https://pixabay.com/de/illustrations/doc-marten-boot-kleidung-1119779/>

<https://pixabay.com/de/vectors/kleidung-schuh-schuhe-1295223/>

<https://pixabay.com/de/vectors/bikini-rot-bademode-weiblich-310157/>

<https://pixabay.com/de/vectors/handschuhe-winter-saison-kälte-3031401/>

<https://pixabay.com/de/vectors/kleidung-mantel-mode-mädchen-1298840/>

<https://pixabay.com/de/photos/saree-indian-ethnische-kleidung-712909/>

<https://pixabay.com/de/photos/ski-winter-schnee-berg-ski-alpin-957905/>

<https://pixabay.com/de/photos/mädchen-regenmantel-park-regen-5465611/>

<https://pixabay.com/de/vectors/schuhe-sport-kleidung-paar-29282/>

<https://pixabay.com/de/vectors/pullover-jumper-trikot-kleidung-150533/>

<https://pixabay.com/de/vectors/bekleidung-blau-kleidung-polo-golf-162180/>

<https://pixabay.com/de/vectors/unterhemd-weste-hemd-kleidung-160047/>

<https://pixabay.com/de/vectors/jahreszeiten-frühling-sommer-herbst-1994663/>