

Booklet for fluent and native speakers

For the new edition of Young World 2 (2019)















Created by Sabrina De Col and Rebecca Eigensatz, students at PH Zug

## This English booklet belongs to

---



Class: \_\_\_\_\_

| Symbol  | Explanation                     |
|---|---------------------------------|
|    | Listening                       |
|    | Speaking                        |
|    | Reading                         |
|    | Writing                         |
|    | Vocabulary                      |
|   | Grammar                         |
|  | Use a pen or pencil             |
|  | Use scissors                    |
|  | Use glue                        |
|  | Open your Pupil's Book at page  |
|  | Open your Activity Book at page |
|  | Use the Audio CD                |
|  | Use a computer/mobile phone     |
|  | Use a dictionary                |

Materials:



p. 36-37

Skills:

**1. My Riddle**

- ☐ Look at the picture on p. 36-37 in your Pupil's Book and think of a riddle you can ask the class. The solution should be a means of transport which is shown on those two pages.
- ☐ You can either describe it (*e.g. The vehicle has wheels and your belongings can be stored in the back. The only thing is, you and your belongings are not really protected. What vehicle is it?*)
- ☐ or you can pretend you are travelling on it and describe what you can see or what it is like to travel on it (*e.g. I have my own seat and sometimes people sit next to me. When I look out of the window, I see mostly the colour blue. The people and buildings outside look like ants and you can barely see them. What vehicle is it?*)

---

---

---

---

---

---

---

---

---

Materials:



Skills:



## 2. Make a Story

- ☐ Choose one card in each row and combine them to make a new story.
- ☐ Write at least 5 sentences for each story.
- ☐ In the end, you should have 4 short stories.



Story 1:

---



---



---



---



---

---

---

Story 2:

---

---

---

---

---

---

---

---

Story 3:

---

---

---

---

---

---

Story 4:

---

---

---

---

---

---

---

---

---

---

Materials:



p. 55

Skills:



### 3. School Outing

- ☐ Your class wants to go on a school outing. Think of a day trip.
  - Where are you going to go?
  - How are you going to get there?
  - Which mode of transport are you going to use to travel to this place?
  - What are you going to do there?
  - And how are you going to get back?
- ☐ Write a short text below about what the day will be like and use the words from Unit 5.
- ☐ Present your idea of a school outing to your classmates.
- ☐ Before you start, read and answer the questions on page 55 in your Activity Book.

---

---

---

---

---

---

---

---

---

---

[illegible]



Materials:



p. 39

Skills:

**4. Bicycle, Bicycle!**

- ☐ Read the text on page 39 in your Pupil's Book.
- ☐ Draw your own imaginary bicycle of the future, with special gadgets, too, and label all the parts of your bicycle.
- ☐ Use different colours for the drawing.

My bicycle:

Materials:




Skills:



### 5. Make a Balloon

- ☐ Below you can see pictures of how to fold a hot-air balloon.
- ☐ Try to follow the pictures and make one.
- ☐ After that, write short instructions for each picture so that someone else could build a hot-air balloon based on your instructions. If possible, ask someone to try it out.

1




---




---



---

2




---




---



---

3




---



---



---

4




---




---



---

5




---

---

---

6




---

---

---

7




---

---

---

8




---

---

---

9




---

---

---

10




---

---

---

11




---

---

---

Materials:



p. 41

Skills:

**6. A Chant**

- ☐ Read the chant/rhyme on page 41 in your Pupil's Book.
- ☐ Create your own chant/rhyme with at least 3 different ways to travel around without using a car.
- ☐ When you have finished, record it and play it to the class or present it to your class orally.

---

---

---

---

---

---

---

---

---

---

Materials:



p. 42-43

Skills:

**7. Strange trips**

- ☐ Read about the strange trips on pages 42-43 in your Pupil's Book.
- ☐ Create your own strange fantasy journey.
- ☐ You can choose how to document it (e.g. record it, write it down, perform it as a sketch/puppet show – filmed or presented live, etc.).

---

---

---

---

---

---

---

---

---

---

## List of illustrations

Cover page

<https://pixabay.com/de/photos/gepäck-reisen-sonnenlicht-urlaub-1149289/>

Page 9 – 11

<http://janebastelt.blogspot.com/2016/07/3d-heissluftballon-zum-aufhängen.html>