















Booklet for fluent and native speakers
for the new edition of Young World 3 (2020)

created by Ladina Theiler and Tanja Zberg, former students at PH Zug

This English booklet belongs to



Class: _____

Symbol	Explanation
	Listening
	Speaking
	Reading
	Writing
	Vocabulary
	Grammar
	Use a pen or pencil
	Use scissors
	Use glue
	Open your Pupil's Book at page
	Open your Activity Book at page
	Use the Audio CD
	Use a computer/mobile phone
	Use a dictionary

Materials:



p. 10

Skills:



1. Different school uniforms

a) Read the text about two different school uniforms on p. 10 of your pupil's book. Write down what you find interesting about these two uniforms. Use a dictionary to check the spelling.

This image shows a blank sheet of white paper with horizontal ruling lines. The lines are evenly spaced and run across the width of the page. There are no margins, text, or other markings on the paper.

b) Define the words below in English in your own words.

crest

slouch

tie

skirt

kilt

sporran

Materials:



Skills:

**2. Your dream school!**

- a) Think about your dream school and draw it in the box below.
- b) Now make publicity for your school by writing an advertisement. It should be catchy and point out all the selling points for your school. Use a dictionary to check the spelling.
- c) Try to “sell” your school to your classmates / your teacher in a presentation.

Your notes:

[illegible]

Materials:





Skills:

**3. Schools in**

Search the internet for pictures of primary schools in another country.

- ☐ Choose a country you like.
- ☐ Use a computer to search the internet.
- ☐ Use this search term: primary school (your country)
- ☐ Print out some pictures and glue them into the boxes.
- ☐ Write a text about each picture. Use a dictionary to check the spelling.
- ☐ Practise presenting your text.
- ☐ Present your work to the class.









Materials:



p. 11

Skills:



4. A letter

Write a letter to a school from a different country which you encountered on p. 11 in your pupil's book. Use a dictionary to check the spelling.

- ☐ Dear *any name*
- ☐ Describe where you live and who you are.
- ☐ Describe your own school.
- ☐ Compare his/her school with yours and possibly with schools from other countries which you've read about.
- ☐ Say goodbye!

[illegible]

List of illustrations

Cover page:

<https://pixabay.com/de/photos/jungen-kinder-gl%C3%BCcklich-sitzen-286245/>